

33 Broad St, 7th Floor, Boston, MA 02109

(t) 617-902-2354 (f) 617-902-2349

www.nepga.org

Connecticut Electricity Snap-Shot

Energy and Technology Committee

New England Power Generators Association

Dan Collins, Director of Government Affairs

January 31, 2019



33 Broad St, 7th Floor, Boston, MA 02109

(t) 617-902-2354 (f) 617-902-2349

www.nepga.org

- NEPGA member power plants represent nearly 90% of all New England electric generating capacity, with roughly 8,074 MW in Connecticut
- NEPGA believes that open markets guided by stable public policies are the best means to provide reliable and competitively-priced electricity for consumers.
- A sensible, market-based approach furthers economic development, jobs and balanced environmental policy for the region.

NEPGA is the regional trade association representing a diverse portfolio of plants, including natural gas, oil, coal, hydro, nuclear, and other renewable resources.



33 Broad St, 7th Floor, Boston, MA 02109

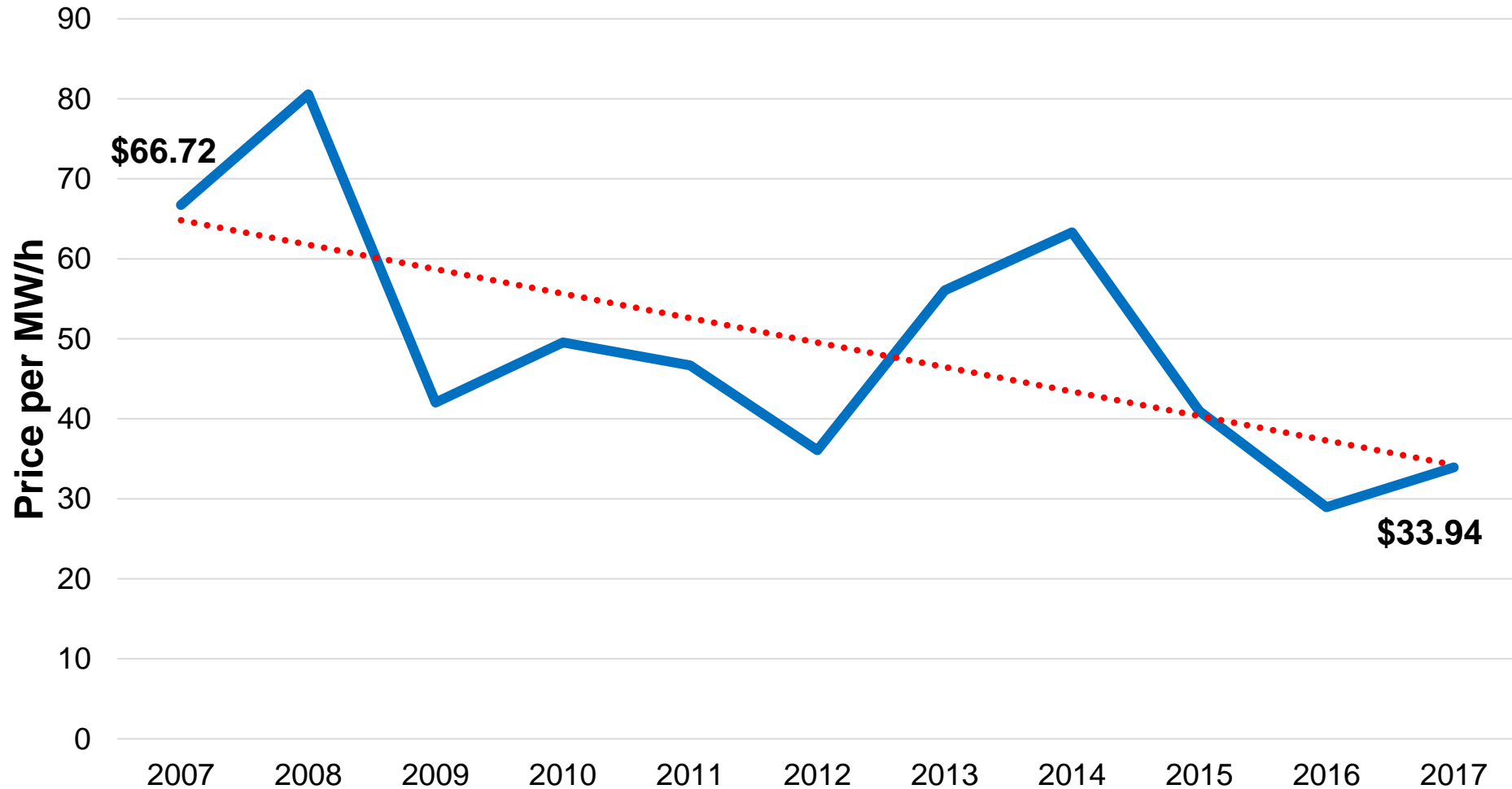
(t) 617-902-2354 (f) 617-902-2349

www.nepga.org

Electric Restructuring

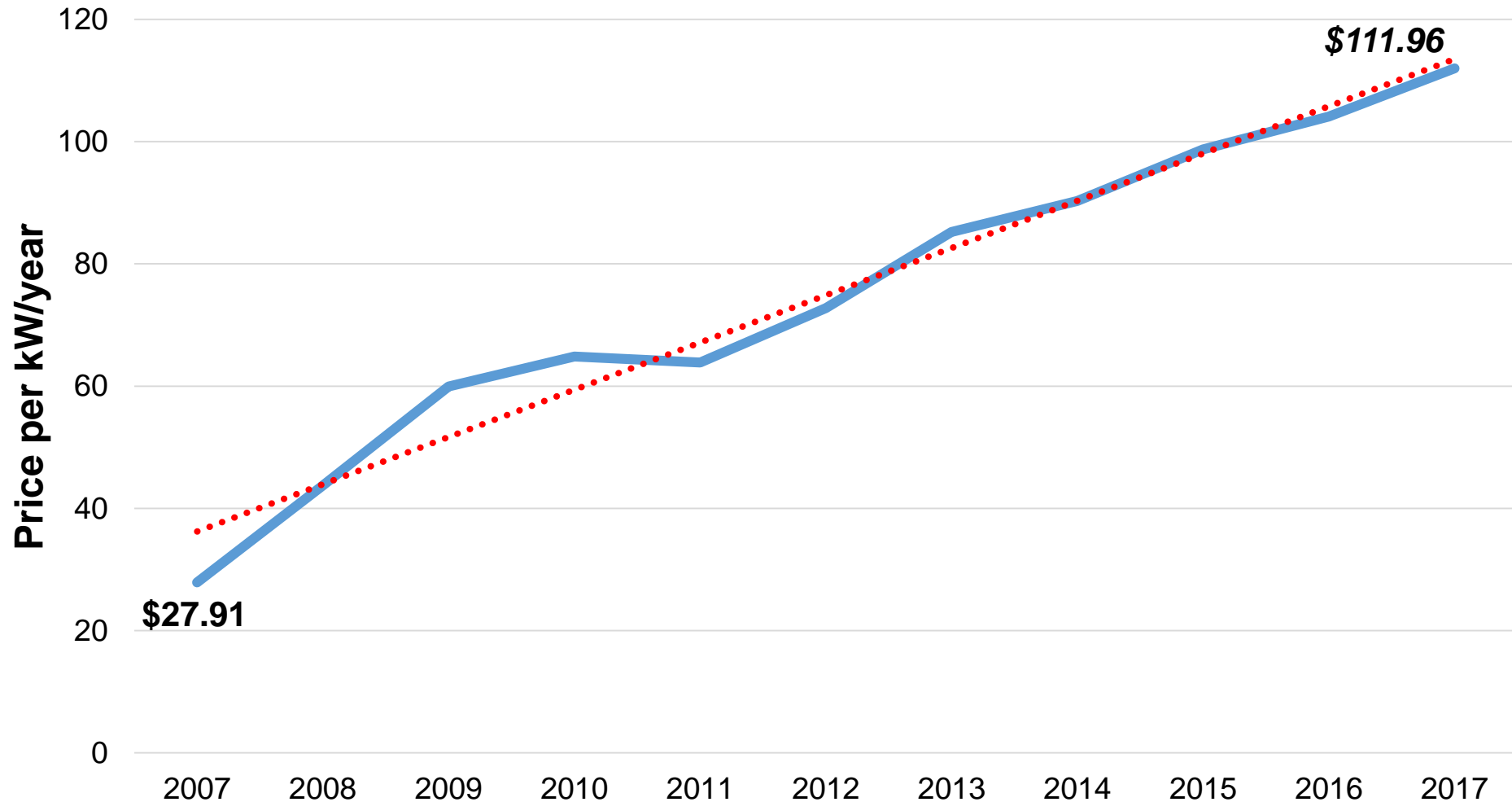
- Since the late 1990s, most power plants are owned by competitive power generators with no guaranteed cost recovery, and no guaranteed rate of return.
 - Tens of billions of dollars have been invested in Connecticut and New England building 14,000 MW of new plants
- Restructuring has taken place to end the cycle of cost overruns and plant inefficiencies that plagued rate-base plant ownership

New England wholesale electricity prices have declined by 49% between 2007 and 2017



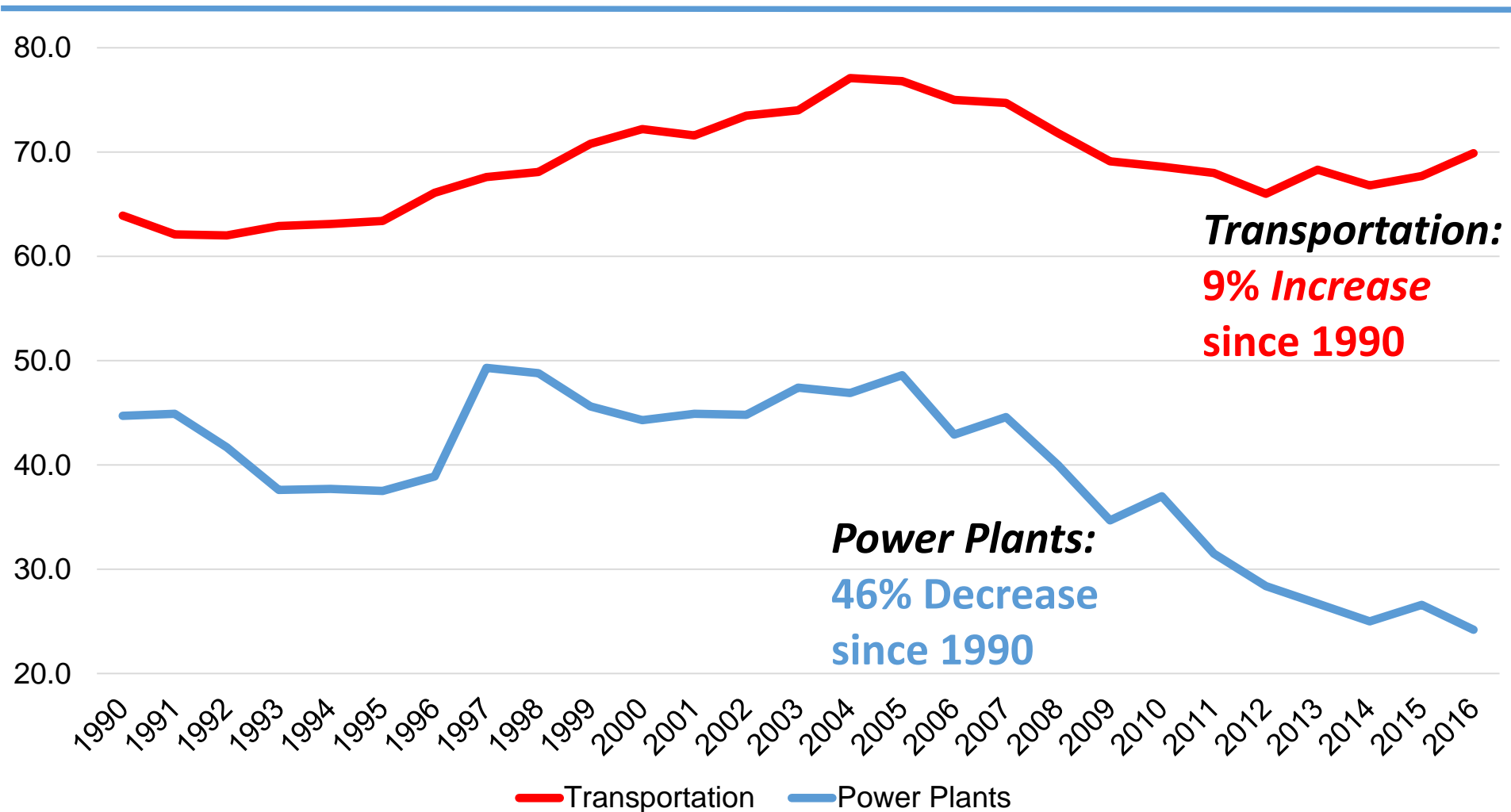
Source: https://www.iso-ne.com/static-assets/documents/2018/03/20180306_pr_2017prices.pdf

New England transmission rates have increased more than 400% since 2007



Source: <https://www.iso-ne.com/static-assets/documents/2015/12/section2-rate-summary.xls>

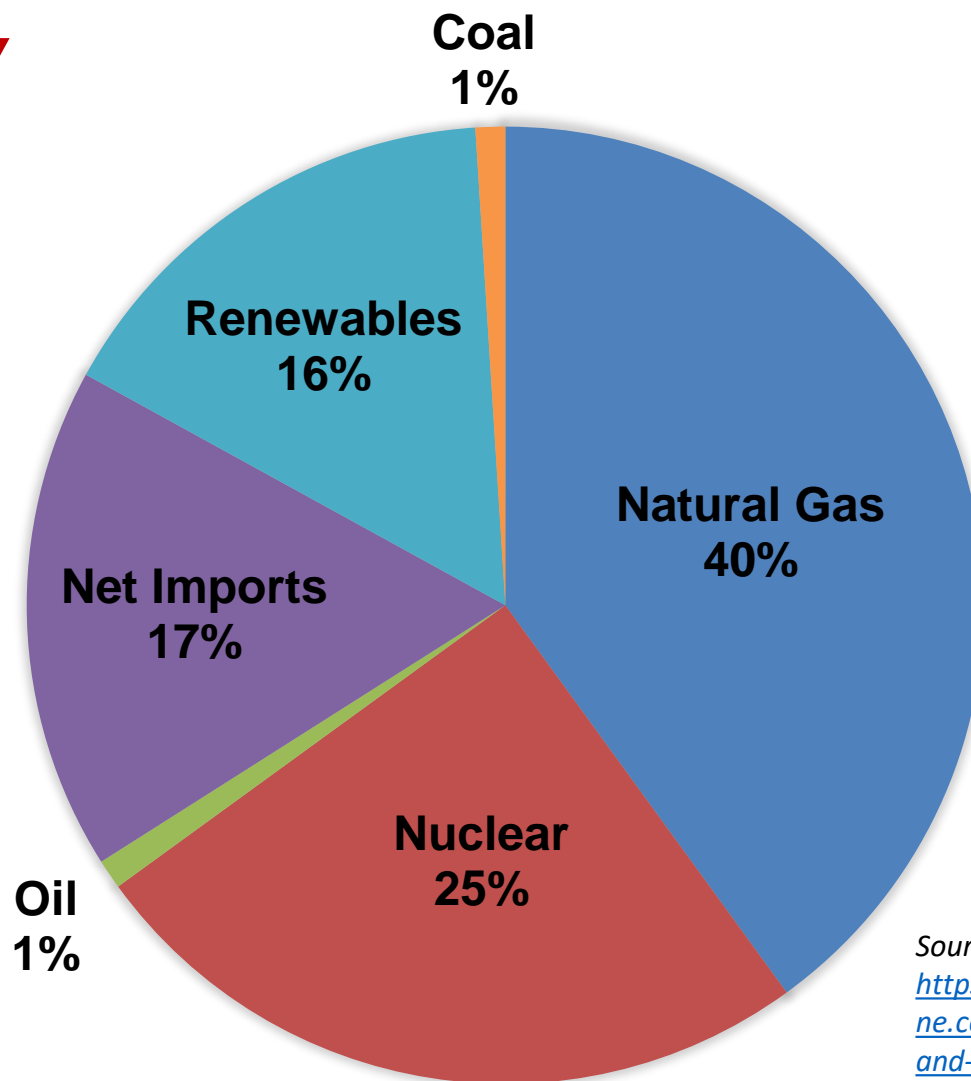
New England transportation & power plant CO2 emissions from 1990 to 2016



Source: <http://www.eia.gov/environment/emissions/state/>, released October 31, 2018

New England electricity fuel mix


***Energy Supply
in 2018***



Source: ISO New England
<https://www.iso-ne.com/isoexpress/web/reports/load-and-demand/-/tree/net-ener-peak-load>

OPINION

A dangerous tipping point for New England's wholesale electricity market



AUTHOR

Dan Dolan

The following is a Viewpoint from Dan Dolan, president of the New England Power Generators Association (NEPGA).

“The New England wholesale electricity market is reaching a crisis point having failed to meet the needs of individual states they serve, and the electricity resources the markets are supposed to support.”

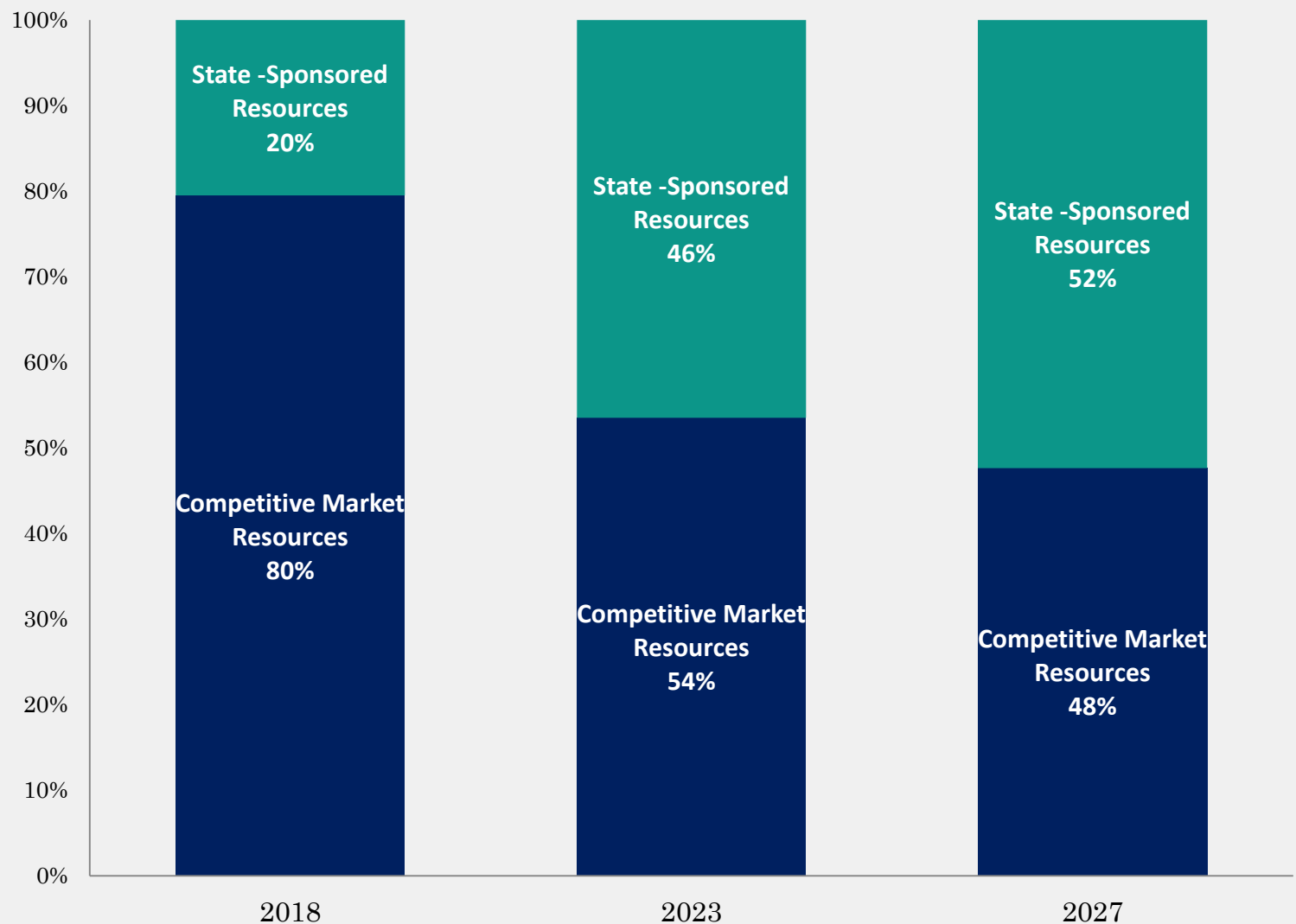
“State subsidies will beget reliability subsidies, driving consumer costs ever higher and doing away with future market-based investments for new or existing power generation.”


“In the face of this looming crisis, ISO New England’s changes to the market design have been inadequate. Instead of pushing to aggressively meet state policies through markets, the ISO has sought to incorporate out-of-market actions.”

“It is time for ISO New England to make a deliberate shift away from its historic cycle of out-of-market triage and toward a durable market that provides competitively-priced reliability while working with the states and their public policy mandates.”

September 5, 2018 – <https://www.utilitydive.com/news/a-dangerous-tipping-point-for-new-englands-wholesale-electricity-market/531564/>

Estimated Energy Production Sources (MWh)





33 Broad St, 7th Floor, Boston, MA 02109

(t) 617-902-2354 (f) 617-902-2349

www.nepga.org

Questions?

www.NEPGA.org

Follow us on Twitter – [@NEPowerGen](https://twitter.com/NEPowerGen)